

Australia feedback

Agent usage was high among the students taking part in our Feedback survey on Australia, although the high number of Asian students meant that personal recommendations from friends and family still remained an important way of finding out where to study.

Australia feedback at a glance

Total number of students: *female 72, male 54, (unknown 5)* **131**

Average age in years: **23**

Average length of programme in weeks: **18.1**

Average number of students in class: **7.3**

Average number of hours of language tuition per week: **23**

% of students who found their course through an agent: **59**

% of students who booked through an agent or adviser: **71**

% of students who had been on another lang. programme: **19**

% of students who would recommend their school: **85**

Student nationality

The number of different nationalities responding to this year's Feedback Survey on Australia decreased this year compared to last, with just 22 nationalities represented this year, compared to 34 in 2005 (see *Language Travel Magazine*, January 2005, pages 16-17). However, there was less of a dominance of Asians this year, with 64 per cent of the total student body from Asia, compared with 75 per cent last year. Chinese, Korean and Japanese remained the most important student markets for Australian language schools, according to our survey, although

more Western European students featured in the top 10. Swiss and German students took over fourth and fifth position this year, up from tenth and eighth respectively, while French and Italian crept into seventh and ninth place.

Student motivation

The number of students intending to continue their studies in Australia after completing a language course fell from 47 per cent last year to 30 per cent this year. The most popular reason given by respondents for studying English in Australia was for current or future work purposes, despite a relatively low average

age of 23 years and the fact that 51 per cent of respondents described their occupation as student. A slightly higher number of respondents were planning to go on to study in another English-speaking country compared with last year (15 per cent, up from nine per cent).

Student enrolment

Agent usage among students in Australia was high, with 59 per cent saying that they had found their course through an agent and 71 per cent saying that they had booked through one, compared with 55 per cent and 65 per cent respectively last year. Internet usage, in

contrast, was relatively low among students, with just 12 per cent using this method to find their school and a larger proportion, 25 per cent, relying on friends and relatives to recommend their school. Of those students who did use the Internet to find their school, the majority (73 per cent) were from Western Europe, while a similar majority of students relying on personal recommendations were from Asia.

Standard of the schools

Overall, 85 per cent of respondents said that they would recommend their school, although eight per cent did not answer this question. The relatively small range of nationalities present in classrooms meant 28 per cent of students said that there were too many students of their own nationality and a further 13 per cent said that there were too many of another nationality. Average class sizes were just seven students, although this figure ranged from four to 22. Of those who said that there were too many students, class sizes ranged from 12 to 21. Accommodation scored the lowest rating, with just 59 per cent of students saying that this was good or excellent, and teachers received the highest rating (87 per cent good or excellent).

Living in Australia

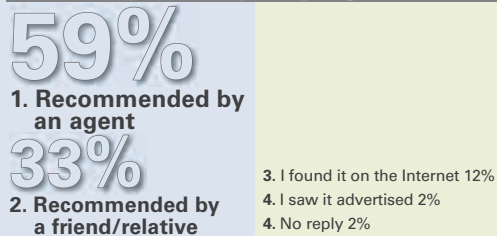
Of those students who found Australia to be expensive, 89 per cent were from Asia. Just two students have previously studied in Australia and 36 per cent of those who had studied elsewhere had been to another English-speaking destination such as New Zealand, the UK or USA.




Top nationalities



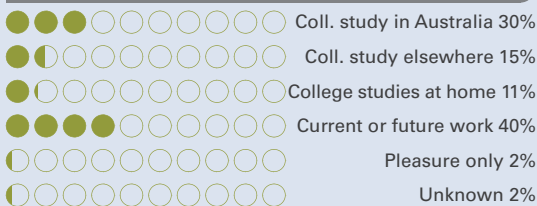
How did you find your programme?



Respondents by world region of origin



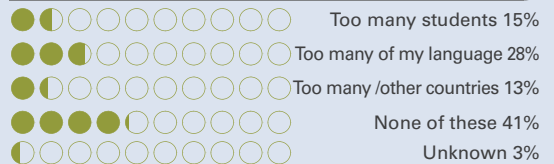
How will you use your English in the future?



Thank you to the following schools for participating in our survey:

Coffs Harbour Education Campus English Language Centre, Coffs Harbour, NSW; International Institute Australia, Brisbane, QLD; John Paul International College, Daisy Hill, QLD; Language Studies International, Brisbane, QLD; Magill English Language College, Gosford, NSW; Phoenix English Language Academy, Perth, WA; South Australian College of English, Adelaide, SA; Southbank Institute of TAFE, Brisbane, QLD; St Aloysius Language Centre, Adelaide, SA; Sydney West International College, Sydney, NSW; Tasmanian College of English, Hobart, TAS; The University of Queensland Institute of Continuing and Tesol Education, Brisbane, QLD; Whitsundays College of English, Airlie Beach, QLD.


In my class there are...




What is your accommodation while in Australia?




Standard of the teaching




Standard of your academic programme



Standard of your social programme



Standard of your accommodation



Before looking for your course, did you know where you wanted to study?

