

Status: global comparison

USA figures relate to year 2000 intake. Total student weeks in sample: 289,177 across 20 organisations (some with multiple centres)

UK figures relate to year 2001 intake. Total student weeks in sample: 439,395 across 23 organisations (some with multiple centres)

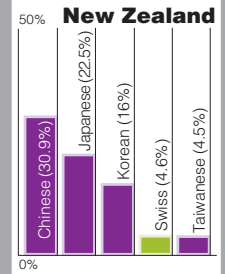
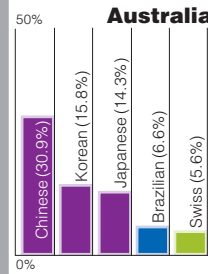
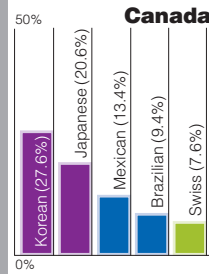
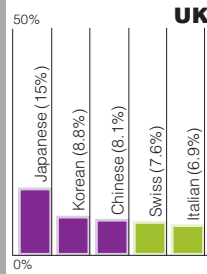
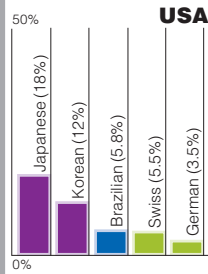
Canada figures relate to year 2000 intake. Total student weeks in sample: 303,036 across 24 organisations (some with multiple centres)

Australia figures relate to year 2001 intake. Total student weeks in sample: 215,417 across 19 organisations (some with multiple centres)

NZ figures relate to year 2001 intake. Total student weeks in sample: 268,022 across 15 organisations (some with multiple centres)

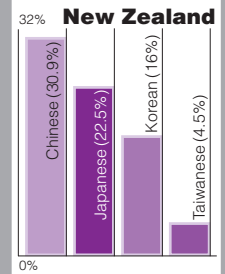
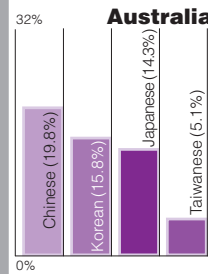
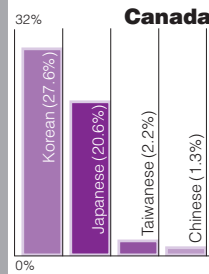
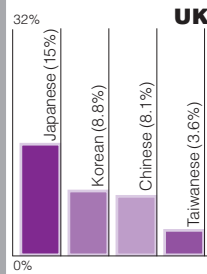
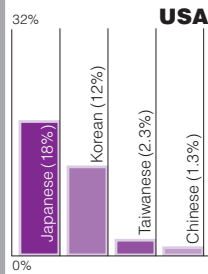
Top five overseas nationalities per country as a percentage of total student weeks*

* In some cases, bookings from local students were discounted



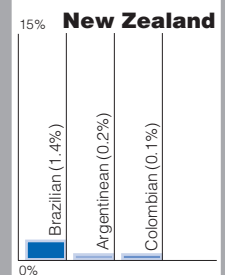
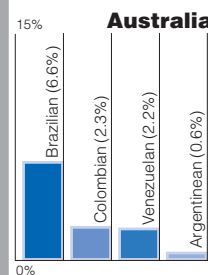
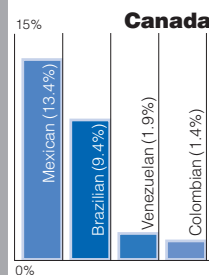
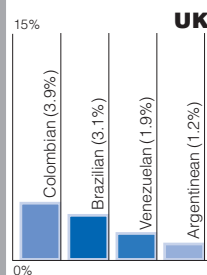
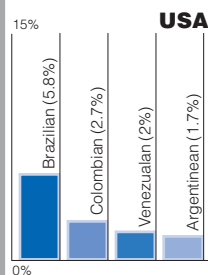
Top Asian student nationalities per country as a percentage of total student weeks**

** Nationalities are only listed if they represent at least 0.1% of market share

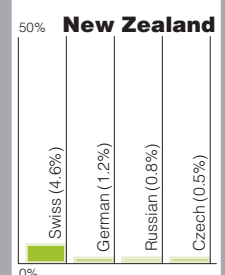

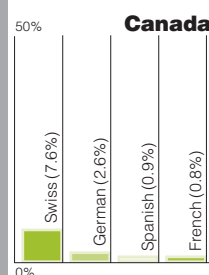
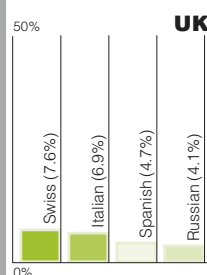
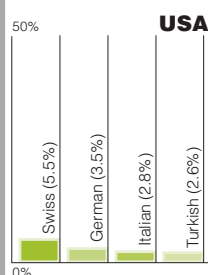


Top South American student nationalities per country as a percentage of total student weeks**

** Nationalities are only listed if they represent at least 0.1% of market



Top European student nationalities per country as a percentage of total student weeks



In our global comparison articles, we provide a breakdown of results from our Status surveys over the past year. In this first article, we look at nationality breakdown for international students across the major language teaching markets in the world.

Ireland figures relate to year 2000 intake. Total student weeks in sample: 32,764 across 10 organisations

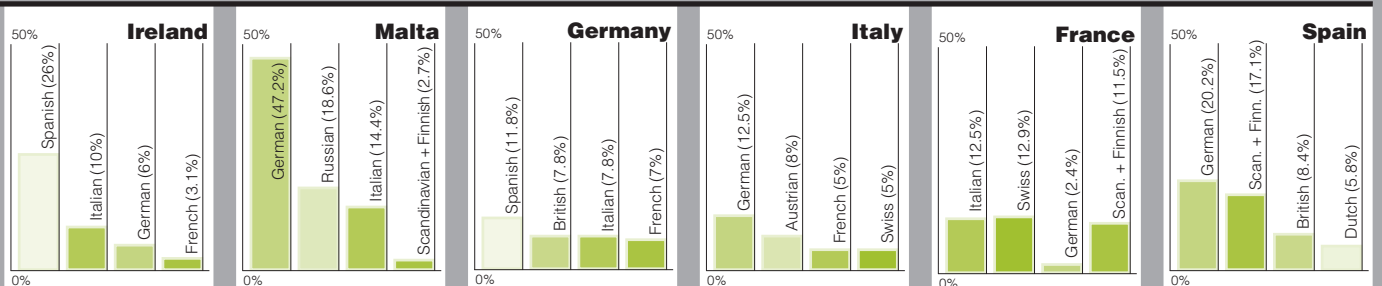
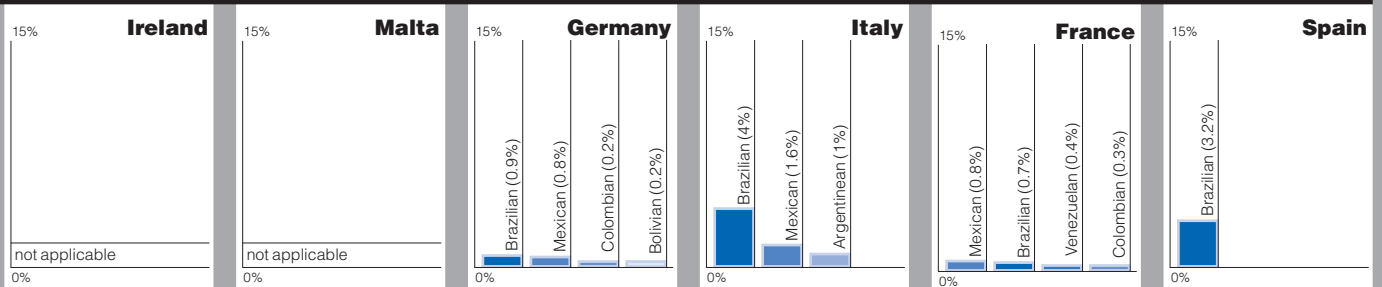
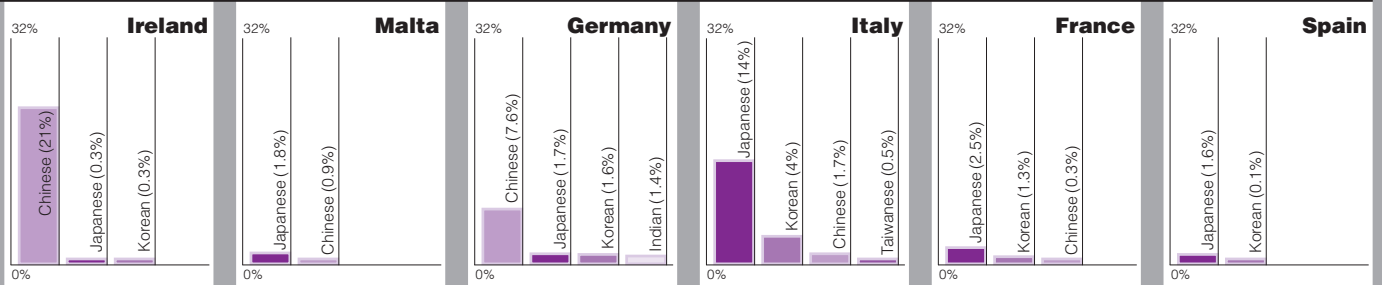
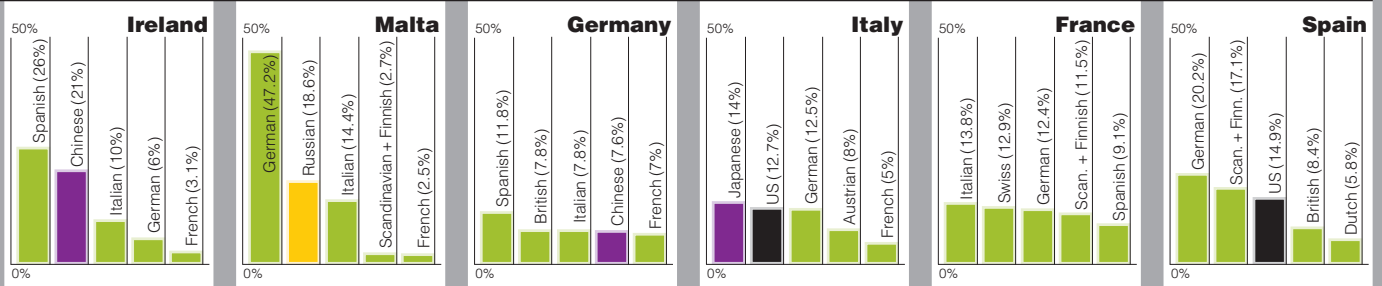
Malta figures relate to year 2000 intake. Total student weeks in sample: 58,820 across six organisations

Germany figures relate to year 2000 intake. Total student weeks in sample: 73,031 across seven organisations (some with multiple centres)

Italy figures relate to year 2001 intake. Total student weeks in sample: 15,654 across eight organisations

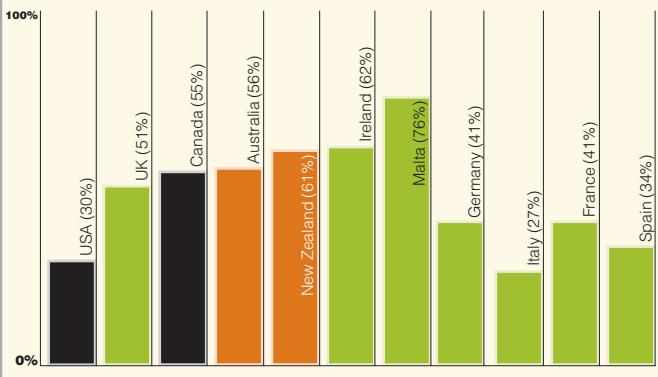
France figures relate to year 2001 intake. Total student weeks in sample: 86,776 across eight organisations

Spain figures relate to year 2001 intake. Total student weeks in sample: 122,116 across 17 organisations (some with multiple centres)

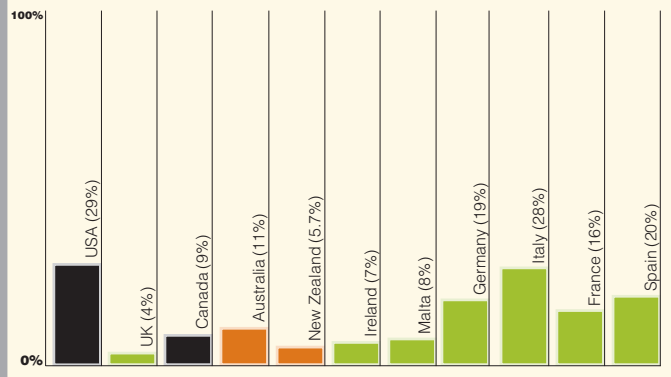


Status: global comparison 2

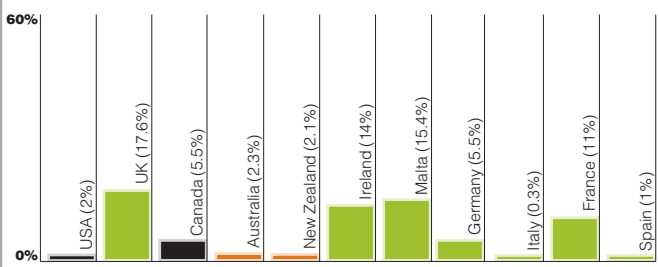
Percentage of students recruited by agents per country



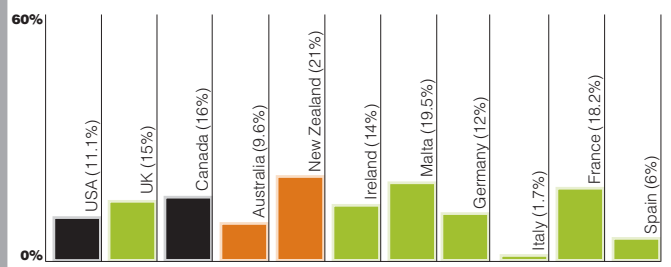
Percentage of students recruited by the Internet per country



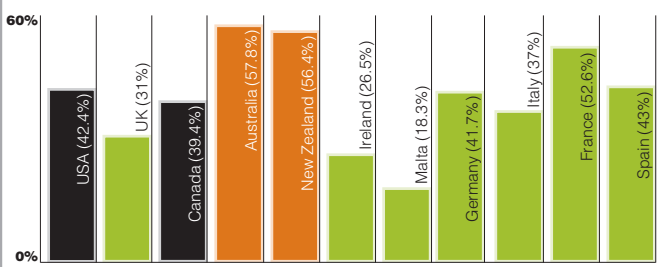
No. of 8-to-15 year olds as a % of total students per country



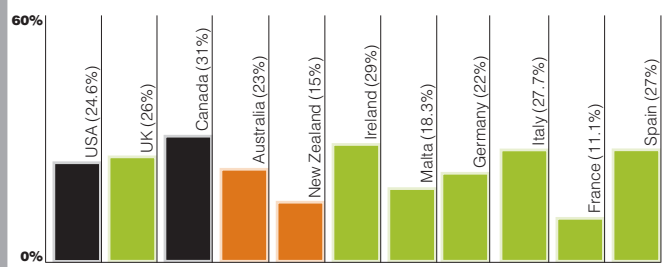
No. of 16-to-18 year olds as a % of total students per country



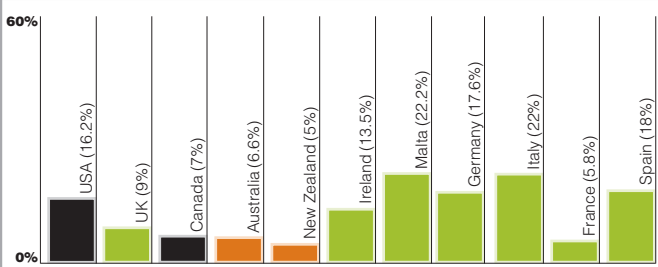
No. of 19-to-24 year olds as a % of total students per country



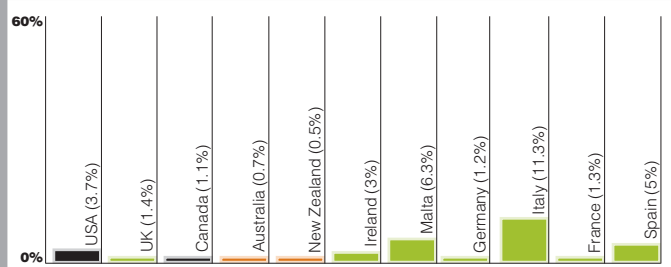
No. of 25-to-30 year olds as a % of total students per country



No. of 31-to-50 year olds as a % of total students per country



No. of 51-plus year olds as a % of total students per country



USA figures relate to year 2000 intake. Total student weeks in sample: 289,177 across 20 organisations (some with multiple centres) • UK figures relate to year 2001 intake. Total student weeks in sample: 438,395 across 23 organisations (some with multiple centres) • Canada figures relate to year 2000 intake. Total student weeks in sample: 303,036 across 24 organisations (some with multiple centres) • Australia figures relate to year 2001 intake. Total student weeks in sample: 215,417 across 19 organisations (some with multiple centres) • NZ figures relate to year 2001 intake. Total student weeks in sample: 268,022 across 15 organisations (some with multiple centres) • Ireland figures relate to year 2000 intake. Total student weeks in sample: 32,764 across 10 organisations • Malta figures relate to year 2000 intake. Total student weeks in sample: 58,820 across six organisations • Germany figures relate to year 2000 intake. Total student weeks in sample: 73,031 across seven organisations (some with multiple centres) • Italy figures relate to year 2001 intake. Total student weeks in sample: 15,654 across eight organisations • France figures relate to year 2001 intake. Total student weeks in sample: 86,776 across eight organisations • Spain figures relate to year 2001 intake. Total student weeks in sample: 122,116 across 17 organisations (some with multiple centres)