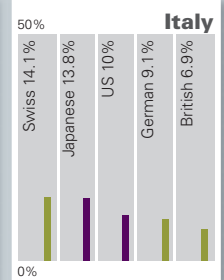
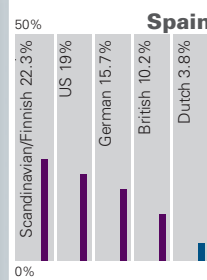
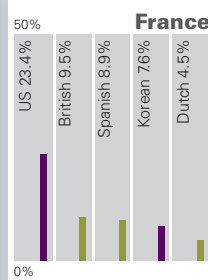
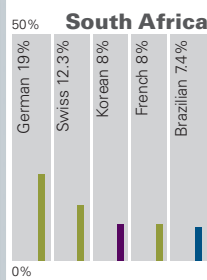
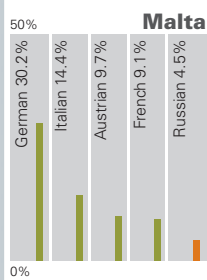
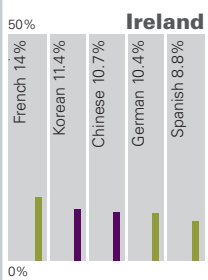
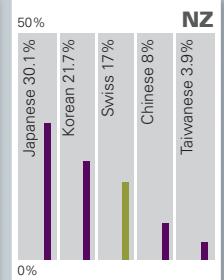
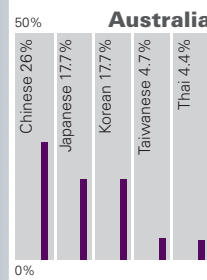
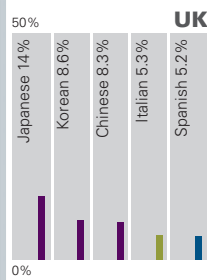
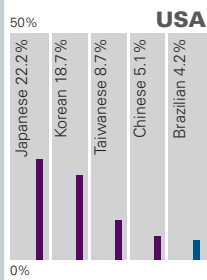


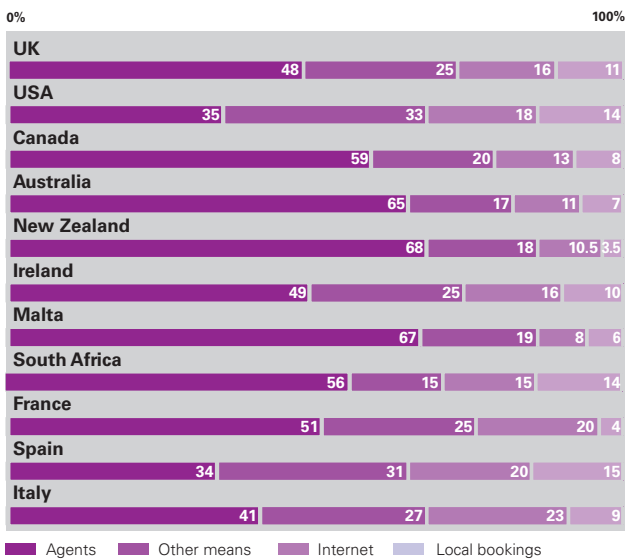
# Global comparison

In our global comparison article, we provide a breakdown of results from our Status surveys over the past year. In this article, it is possible to compare the nationality breakdown for international students across the major language teaching markets in the world for 2004.

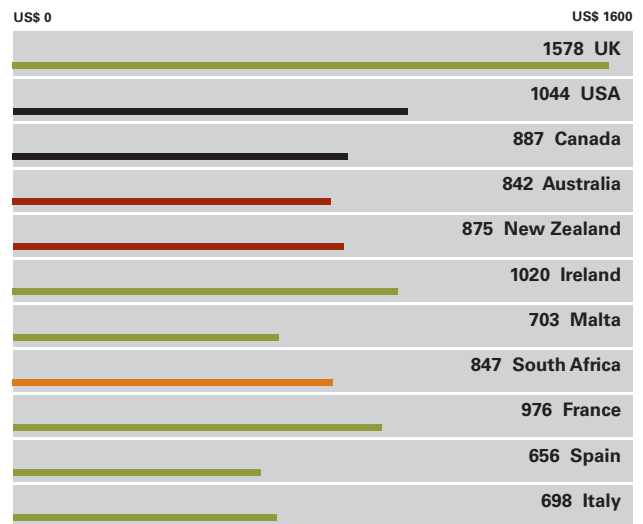
**Top five overseas nationalities per country as a % of total weeks, 2004**



**Student recruitment methods by country, 2004**



**Average cost of a one-month language course by country in US\$\***



\*all prices converted using exchange rates on page 7.

**All figures relate to 2004 data:** **Australia:** Total student weeks represented were 252,509 across 17 organisations **Canada:** Total student weeks represented were 367,024 across 34 organisations **France:** Total student weeks represented were 55,782 across seven organisations **Ireland:** Total student weeks represented were 24,444 across 10 organisations **Italy:** Total student weeks represented were 61,157 across 15 organisations **Malta:** Total student weeks represented were 86,919 across 12 organisations **New Zealand:** Total student weeks represented were 49,894 across 12 organisations **South Africa:** Total student weeks represented were 36,013, across eight organisations **Spain:** Total student weeks represented were 206,563 across 17 organisations **UK:** Total student weeks represented were 362,312 across 26 organisations **USA:** Total student weeks represented were 259,208 across 25 organisations

**Next month:  
Canada**